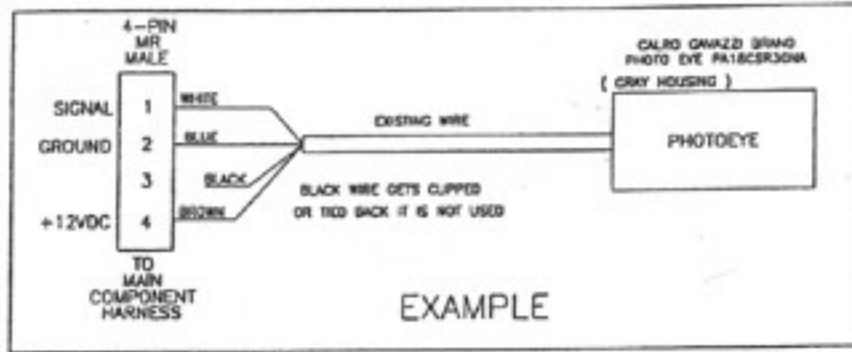
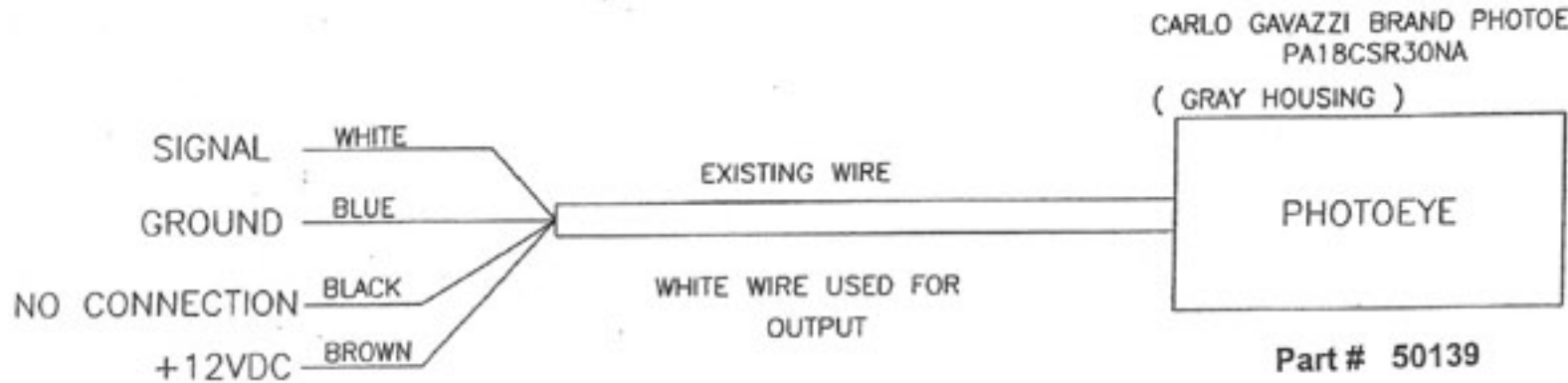


Replacement Photo Eye

With GRAY housing



SPECIFICATIONS
 INPUT : 10 TO 40 VDC RIPPLE INCLUDED ,
 RIPPLE 10% MAX.
 SIGNAL : 200 mA MAX LOAD

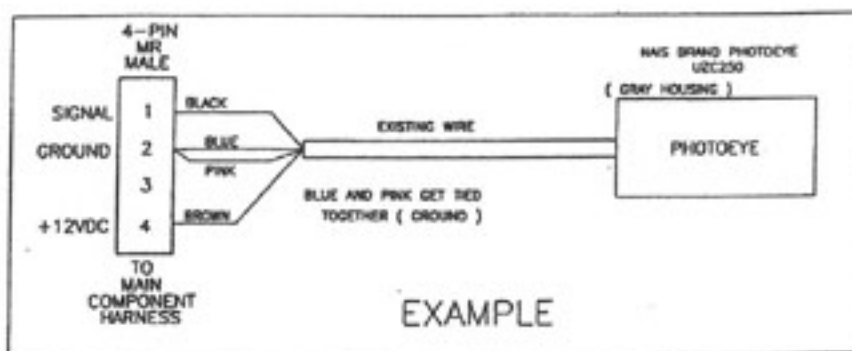


NOTE:1 CARLO GAVAZZI # PA18CSR30NA
 LED IS ON WHEN REFLECTING SIGNAL
 THE OUTPUT SIGNAL IS HIGH
 LED IS OFF WHEN SIGNAL IS BLOCKED
 OUTPUT SIGNAL IS LOW
 WHEN WHITE WIRE IS USED FOR OUTPUT SIGNAL

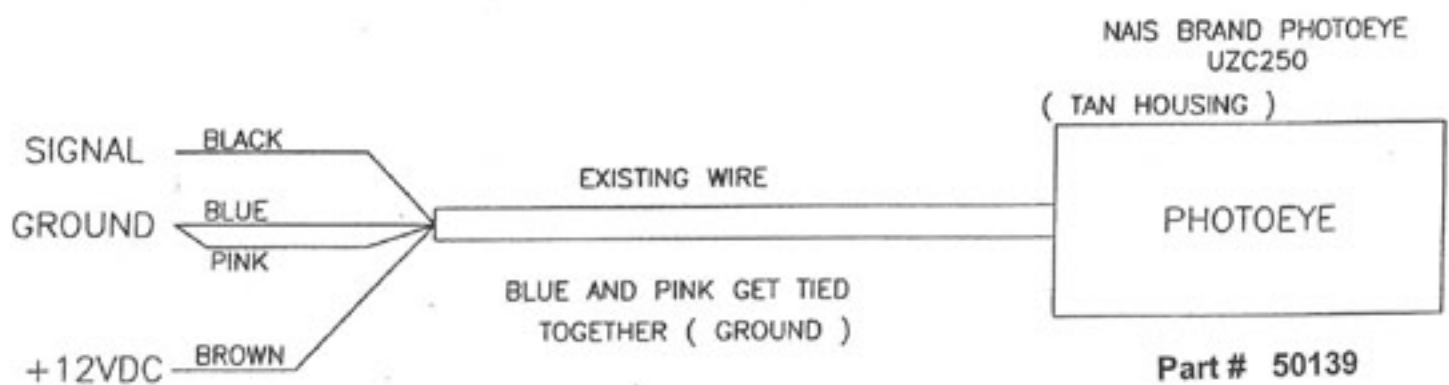
NOTE:2 ORIGINAL BRAND ; HONEYWELL # CP18LDND2
 LED IS ON WHEN REFLECTING SIGNAL
 THE OUTPUT SIGNAL IS HIGH
 LED IS OFF WHEN SIGNAL IS BLOCKED
 OUTPUT SIGNAL IS LOW

Replacement Photo Eye

With TAN housing



SPECIFICATIONS
 INPUT : 10 TO 30 VDC RIPPLE P-P MAX 10%
 SIGNAL : 150 mA MAX LOAD



NOTE:1 NAIS # UZC250
 LED IS OFF WHEN REFLECTING SIGNAL
 THE OUTPUT SIGNAL IS HIGH
 LED IS ON WHEN SIGNAL IS BLOCKED
 OUTPUT SIGNAL IS LOW
 WHEN BLUE AND PINK GET TIED TOGETHER

NOTE:2 HONEYWELL # CP18LDND2
 LED IS ON WHEN REFLECTING SIGNAL
 THE OUTPUT SIGNAL IS HIGH
 LED IS OFF WHEN SIGNAL IS BLOCKED
 OUTPUT SIGNAL IS LOW