




1. Turn on DIPSW 3-8 and reboot machine to enter Vend Arm Control Mode.




2. Press FREE PLAY button to make the vend arm start descending.



3. Loosen both screws fixing on Grip Head Casing and then remove it from grip head bracket.



4. Replace the spring with packing.




Grip Head Casing

Grip Head Spring

Grip Head Spring Packing

5. Install the casing on the bracket and make sure the spring with packing isn't apart from the casing during installation.



6. Turn off DIPSW3-8 and reboot machine.

